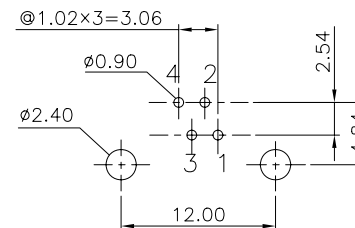
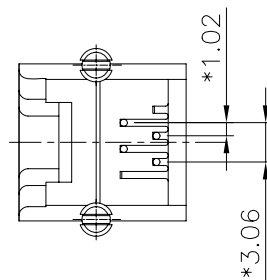
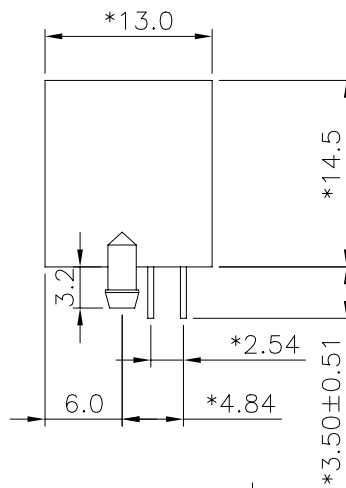
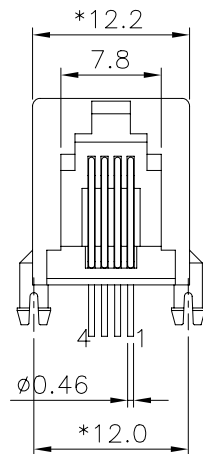


A1RFRD10

REVISION RECORD				
REV	ECO	DESCRIPTION	DRFT	CHKD
▲		ADD P/N	HERO	
			12/26/05	



PC Board Layout
Component Side Shown

NOTES:

ELECTRICAL:

- VOLTAGE RATING : 125 VAC RMS.
- CURRENT RATING : 1.5 AMP.
- CONTACT RESISTANCE : 30 MILLIOHMS MAX.
- INSULATION RESISTANCE: 1000 MEGOHMS MIN @ 500 VDC.
- DIELECTRIC STRENGTH : 1000 VAC RMS 60Hz, 1MIN.

MECHANICAL:

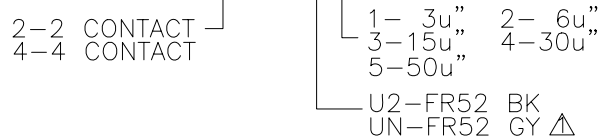
- HOUSING MATERIAL : NYLON+30%.G.F(FR52) UL94V-0.
- CONTACT MATERIAL : PHOSPHOR BRONZE Ø0.46mm.
- PLATING : GOLD PLATING OVER NICKEL.
- OPERATING LIFE : 750 CYCLES MIN.
- PCB RETENTION PRE-SOLDER : 1 LB MIN.
- PCB RETENTION POST-SOLDER: 10 LBS MIN.

ENVIRONMENTAL:

- STORAGE: -40°C TO +85°C.
- OPERATION: 0°C TO 70°C.
- WAVE SOLDERING TEMPERATURE: 255°C~265°C (5~10 SECONDS)

MATES WITH MODULAR PLUG CONFORMING TO
FCC PART 68, SUBPART F.

PART NUMBER: E554X-70LXXX-L



DETACHED LISTS	MM (INCH)		DFTO Qianpu	DATE 4/22/05'	FULL RISE ELECTRONIC CO., LTD
	TOLERANCES EXCEPT AS NOTED		CHKD	DATE	
			MFO	DATE	
			APPVL OSCAR	DATE 12/28/05'	
		MM	MATERIAL :		TITLE
		.0 ± 0.2	QT'Y :		MINI L/P PCB JACK 4P (OUT-6&IN-4)
		.00 ± 0.15	FINISH :		DRAWING NO. GE553A10-LA
		.000 ± 0.075	SCALE : 2.5 : 1		/PART NO. SEE NOTE
		ANGLES ± 0.5	DO NOT SCALE DRAWING		SIZE A3
		THIRD ANGLE PROJECTION	SHEET OF		REV 1